

READING BINGO

A FULL YEAR OF READING BINGO



READING BINGO























The most important thing you can do to get kids reading is make it fun. This bingo board is a great way to do that. The suggestions will expand the types of things they read, encourage them to read out loud sometimes, give positive reinforcement through occasional treats, and might introduce them to a favorite new reading spot.

There are 36 unique boards so teachers can hand out 1 each week. The bundle includes ideas for multiple ways to play!

Reading Bingo

Reading Bingo
Week 1



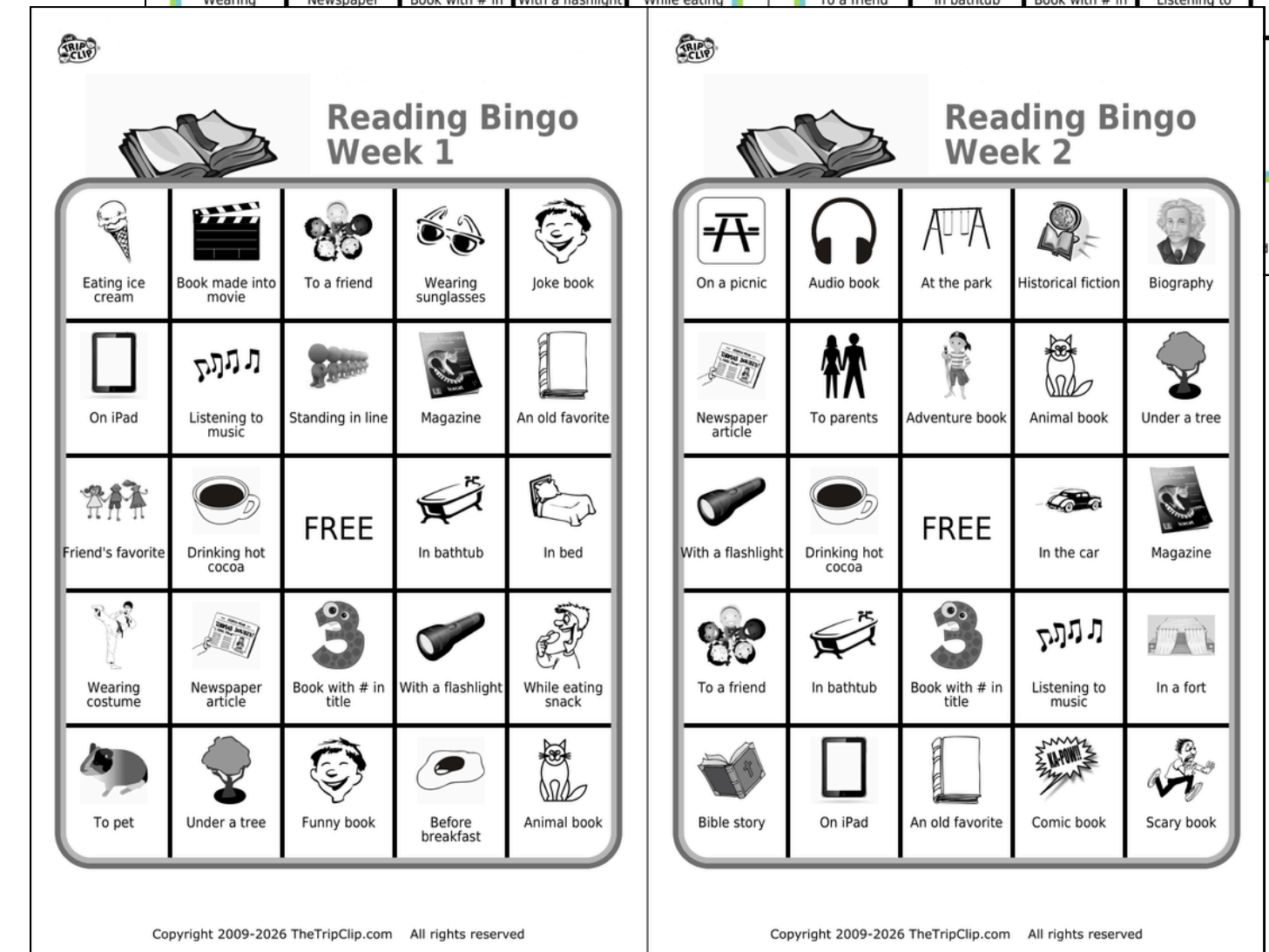
| | | | | |
|---|---|---|--|---|
|  Eating ice cream |  Book made into movie |  To a friend |  Wearing sunglasses |  Joke book |
|  On iPad |  Listening to music |  Standing in line |  Magazine |  An old favorite |
|  Friend's favorite |  Drinking hot cocoa | FREE |  In bathtub |  In bed |
|  Wearing costume |  Newspaper article |  Book with # in title |  With a flashlight |  While eating snack |
|  To pet |  Under a tree |  Funny book |  Before breakfast |  Animal book |

A full year of bingo boards
to encourage kids to read



WHAT'S INCLUDED

- 36 unique 1/2 sheet bingo boards with a mix of creative ways to get kids reading. That's enough to hand one out as homework each week of the school year.
- Color and black and white versions of all the boards
- Letter and A4 (international) versions of all the boards
- Ideas for how to play



IDEAS FOR HOW TO PLAY

- **Homework:** Use this in addition to or instead of a reading log. Hand it out each week and have kids return it the following week. You can ask them to cross off the squares, write in the number of minutes in each square, or you can hand out a separate log where they write a short description of what they did for each crossed off square (who they read to, the name of the book, where they read, etc.)
- **5 in a row:** Have kids cross off 5 squares in a row each week (across, up and down, or diagonally). Bonus points if they don't use the FREE space!
- **Any 5:** Let them pick any 5 squares they want each week (they don't have to be in a line)
- **Fill the board:** For more of a challenge, have them try to do every square on the board over the course of a month.
- **Roll the dice:** Have them roll 2 dice. The first one is the row, the second is the column. If they roll a six, they get to pick any square.
- **All together:** Suggest that families make this a family affair so everyone does each square together (maybe they'll take turns reading to their pet or go on a lake outing together where everyone reads).